2023 SALE CATALOGUE



30 Bulls

KUNUMA ANGUS STUD

SNOWY MOUNTAINS

Thursday, 23rd March 2023 at 12.00pm

Open Day Wednesday, 15th March, 10am to 3pm

'Kunuma' 2833 Snowy Mountains Hwy,
COOMA, NSW

www.kunuma.com

AuctionsPlus

How to Register and Bid on AuctionsPlus

1. Go to **www.auctionsplus.com.au** to register at least 48 hours before the sale.
2. Select "**Sign Up**" in the top right hand corner.
3. Fill out your name, mobile number, email address and create a password.
4. Go to your emails and confirm the account.
5. Return to AuctionsPlus and log in.
6. Select "**Dashboard**" and then select "**Request Approval to Buy**".
7. Fill in buyer details and once completed go back to Dashboard.
8. Complete buyer induction module (approx. 30 minutes).
9. AuctionsPlus will email you to let you know that your account has been approved.
10. Log in on sale day and connect to auction.
11. Bid using the two-step process – unlock the bid button and bid at that price.
12. If you are successful, the selling agent will contact you post sale to organise delivery and payment.

For more information please contact us on:

Phone: (02) 9262 4222

Email: info@auctionsplus.com.au

KUNUMA
ANGUS STUD
SNOWY MOUNTAINS

KUNUMA ANGUS AUTUMN BULL SALE

Thursday, 23rd March 2023 at 12.00pm

Interfaced with AuctionsPlus

Open Day Wednesday, 15th March, 10am to 3pm

'Kunuma' 2833 Snowy Mountains Hwy,
COOMA, NSW

30 Bulls on Offer

Kunuma Contacts:

Mitch Lynch: 0487 648 227

Dean Lynch: 0419 295 954

Selling Agents Nutrien Stud Stock Contacts:

Myles Buchanan: 0418 410 983

Damien Roach: 0427 243 250

Gary Evans: 0400 356 484

Welcome

Dear Clients,

Welcome to the 40th annual on property Kunuma bull sale. It's been another good season across the high country and for a change the bulls haven't had to endure any tough conditions.

At Kunuma, we believe our traditionally harsh climate has helped us breed cattle that are 'bred tough' and it's common for clients to comment that our stock thrive and 'jump out of their skin' once they are introduced to kinder climatic conditions.

Our breeding program aims to breed females that are moderate framed, easy doing cattle that are capable of getting in calf no matter how tough the season is.

This breeding program led us to recently purchase the top priced bulls from Te Mania and Rennylea - all with trait leading carcase data. One of these bulls, Rennylea N542, had sons that topped the recent Alpine Angus sale and we have yearling son's available by him in this sale.

This years draft of bulls have been assessed for structure and soundness and have data that should enhance any herd, so please buy in confidence.

We look forward to seeing you on sale day, Thursday the 23rd of March 2023 or at our open day on Wednesday the 15th of March from 10am to 3pm. If you have any questions please don't hesitate to contact us.

All the best from Dean, Louise, Mitch, Sam and Hugh



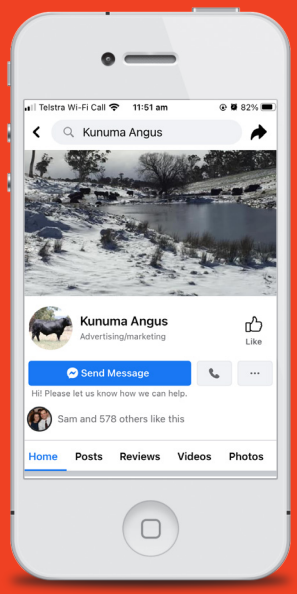

Like and follow us on
Facebook and Instagram!

https://www.facebook.com/Kunuma-Angus

https://www.instagram.com/kunumaangus

About Kunuma Angus

Kunuma Angus was established in 1983 using victoree seed stock. Kunuma is the highest Angus stud in Australia.

Kunuma Angus Stud has gained a nationwide reputation for cattle of consistent quality and bloodlines. Good genetic merits and strong breeding values combine with Kunuma Angus Stud's unique high country environment to produce progeny of outstanding quality.

With experience handed down over five generations, the Lynch family prides itself on quality control and the nurturing of animals to an exceptional standard.

Sale Information

INSPECTION

Open day is Wednesday, 15th March, 10am to 3pm.

DIRECTIONS

2833 Snowy Mountains Highway, Rhine Falls, NSW 2630

HEALTH

All animals are fully vaccinated for pestivirus , vibrio and 7 in 1.

Vet checked prior to sale.

DISCLAIMER

Every care has been taken during the compilation of the catalogue to ensure the accuracy of information supplied. However, no responsibility will be accepted for any errors that may have occured.

DELIVERY

Free delivery NSW/VIC.

REBATE

5% agent rebate to outside agents (introduced 12 hrs prior to sale).

PUBLIC LIABILITY

Any person attending the sale does so at his/her own risk. All persons attending the sale release the vendor from all actions or demands due to any loss or damage to any person attending the sale, their property or otherwise.

ANGUS AUSTRALIA DISCLAIMER

Animal details included in this catalogue, including but not limited to pedigree, DNA information, Estimated Breeding Values (EBVs) and Index values, are based on information provided by the breeder or owner of the animal. Whilst all reasonable care has been taken to ensure that the information provided in this catalogue was correct at the time of publication, Angus Australia will assume no responsibility for the accuracy or completeness of the information, nor for the outcome (including consequential loss) of any action taken based on this information.

PARENT VERIFICATION SUFFIXES

The animals listed within this catalogue including its pedigree, are displaying a Parent Verification Suffix which indicates the DNA parent verification status that has been conducted on the animal. The Parent Verification Suffixes that will appear at the end of each animal's name.

PV: both parents have been verified by DNA.

SV: the sire has been verified by DNA.

DV: the dam has been verified by DNA.

#: DNA verification has not been conducted.

E: DNA verification has identified that the sire and/or dam may possibly be incorrect, but this cannot be confirmed conclusively.

TransTasman Angus Cattle Evaluation - February 2023 Reference Tables

TACE
TransTasman Angus Cattle Evaluation

BREED AVERAGE EBVs

	Calving Ease		Birth		Growth				Fertility			Carcase						Other		Structure			Selection Indexes	
	CEDir	CEDtrs	GL	BW	200	400	600	MCW	Milk	SS	DTC	CWT	EMA	RIB	P8	RBY	IMF	NFI-F	DOC	Claw	Angle	Leg	$A	$A-L
Brd Avg	+2.2	+2.7	-4.8	+4.1	+50	+90	+117	+101	+17	+2.1	-4.6	+66	+6.4	-0.1	-0.3	+0.5	+2.2	+0.19	+21	+0.85	+0.97	+1.03	+197	+339

* Breed average represents the average EBV of all 2021 drop Australian Angus and Angus-influenced seedstock animals analysed in the February 2023 TransTasman Angus Cattle Evaluation .

PERCENTILE BANDS TABLE

% Band	Calving Ease		Birth		Growth				Fertility			Carcase						Other		Structure			Selection Indexes	
	CEDir	CEDtrs	GL	BW	200	400	600	MCW	Milk	SS	DTC	CWT	EMA	RIB	P8	RBY	IMF	NFI-F	DOC	Claw	Angle	Leg	$A	$A-L
	Less Calving Difficulty	Less Calving Difficulty	Shorter Gestation Length	Lighter Birth Weight	Heavier Live Weight	Heavier Live Weight	Heavier Live Weight	Heavier Mature Weight	Heavier Live Weight	Larger Scrotal Size	Shorter Time to Calving	Heavier Carcase Weight	Larger EMA	More Fat	More Fat	Higher Yield	More IMF	Greater Feed Efficiency	More Docile	Lower Score	Lower Score	Lower Score	Greater Profitability	Greater Profitability
1%	+10.8	+9.9	-10.7	-0.3	+70	+122	+161	+159	+28	+4.8	-7.9	+98	+14.5	+4.1	+4.8	+2.0	+5.9	-0.52	+43	+0.44	+0.60	+0.74	+272	+449
5%	+9.0	+8.2	-8.8	+1.1	+64	+112	+148	+140	+25	+3.9	-7.0	+88	+11.9	+2.7	+3.2	+1.5	+4.6	-0.31	+36	+0.56	+0.72	+0.84	+251	+418
10%	+7.8	+7.2	-7.9	+1.8	+60	+107	+140	+130	+23	+3.5	-6.5	+83	+10.6	+2.1	+2.3	+1.3	+4.0	-0.19	+32	+0.62	+0.78	+0.88	+241	+402
15%	+7.0	+6.5	-7.2	+2.2	+58	+104	+136	+124	+22	+3.2	-6.1	+79	+9.7	+1.6	+1.8	+1.1	+3.6	-0.12	+29	+0.66	+0.80	+0.90	+233	+392
20%	+6.3	+5.9	-6.7	+2.6	+57	+101	+132	+120	+21	+3.0	-5.8	+77	+9.0	+1.3	+1.4	+1.0	+3.3	-0.06	+27	+0.70	+0.84	+0.94	+227	+383
25%	+5.6	+5.4	-6.3	+2.9	+55	+99	+129	+116	+20	+2.8	-5.6	+75	+8.4	+1.0	+1.0	+0.9	+3.1	-0.01	+26	+0.72	+0.86	+0.96	+222	+376
30%	+5.1	+4.9	-6.0	+3.2	+54	+97	+127	+112	+20	+2.6	-5.4	+73	+7.9	+0.8	+0.7	+0.8	+2.9	+0.03	+24	+0.76	+0.88	+0.96	+217	+369
35%	+4.5	+4.4	-5.7	+3.4	+53	+95	+124	+109	+19	+2.5	-5.2	+71	+7.4	+0.5	+0.5	+0.7	+2.7	+0.07	+23	+0.78	+0.90	+0.98	+213	+363
40%	+3.9	+4.0	-5.4	+3.6	+52	+94	+122	+106	+18	+2.4	-5.0	+69	+7.0	+0.3	+0.2	+0.6	+2.5	+0.11	+22	+0.80	+0.92	+1.00	+209	+357
45%	+3.4	+3.5	-5.1	+3.8	+51	+92	+120	+103	+18	+2.2	-4.8	+68	+6.6	+0.1	-0.1	+0.6	+2.3	+0.15	+21	+0.82	+0.94	+1.02	+205	+351
50%	+2.8	+3.1	-4.8	+4.0	+50	+91	+117	+101	+17	+2.1	-4.6	+66	+6.2	-0.1	-0.3	+0.5	+2.1	+0.18	+20	+0.84	+0.96	+1.02	+200	+345
55%	+2.3	+2.6	-4.5	+4.3	+49	+89	+115	+98	+17	+2.0	-4.5	+65	+5.9	-0.3	-0.6	+0.4	+2.0	+0.22	+19	+0.86	+0.98	+1.04	+196	+339
60%	+1.7	+2.1	-4.2	+4.5	+48	+87	+113	+95	+16	+1.9	-4.3	+63	+5.5	-0.5	-0.8	+0.3	+1.8	+0.25	+18	+0.88	+1.00	+1.06	+191	+332
65%	+1.0	+1.6	-3.9	+4.7	+47	+86	+111	+92	+16	+1.7	-4.1	+61	+5.1	-0.7	-1.1	+0.3	+1.6	+0.29	+17	+0.92	+1.02	+1.08	+187	+325
70%	+0.3	+1.0	-3.6	+4.9	+46	+84	+108	+89	+15	+1.6	-4.0	+60	+4.7	-0.9	-1.4	+0.2	+1.4	+0.34	+16	+0.94	+1.06	+1.10	+181	+317
75%	-0.5	+0.4	-3.2	+5.2	+45	+82	+106	+86	+14	+1.5	-3.7	+58	+4.3	-1.1	-1.7	+0.1	+1.2	+0.38	+15	+0.98	+1.08	+1.12	+175	+309
80%	-1.5	-0.3	-2.8	+5.5	+43	+80	+103	+82	+14	+1.3	-3.5	+56	+3.8	-1.4	-2.1	+0.0	+1.0	+0.43	+14	+1.00	+1.10	+1.14	+168	+299
85%	-2.6	-1.2	-2.3	+5.9	+42	+77	+99	+77	+13	+1.1	-3.2	+53	+3.2	-1.7	-2.5	-0.1	+0.8	+0.50	+13	+1.04	+1.14	+1.16	+159	+286
90%	-4.2	-2.4	-1.7	+6.3	+40	+74	+94	+71	+12	+0.9	-2.8	+50	+2.5	-2.1	-3.0	-0.3	+0.5	+0.58	+11	+1.10	+1.18	+1.18	+148	+269
95%	-6.8	-4.2	-0.7	+7.0	+36	+68	+87	+62	+10	+0.5	-2.1	+45	+1.3	-2.8	-3.8	-0.6	+0.1	+0.71	+8	+1.16	+1.26	+1.24	+129	+240
99%	-12.4	-8.1	+1.3	+8.4	+29	+57	+72	+43	+7	-0.3	-0.3	+35	-1.0	-4.0	-5.4	-1.1	-0.7	+0.95	+1	+1.32	+1.40	+1.34	+95	+188
	More Calving Difficulty	More Calving Difficulty	Longer Gestation Length	Heavier Birth Weight	Lighter Live Weight	Lighter Live Weight	Lighter Live Weight	Lighter Mature Weight	Lighter Live Weight	Smaller Scrotal Size	Longer Time to Calving	Lighter Carcase Weight	Smaller EMA	Less Fat	Less Fat	Lower Yield	Less IMF	Lower Feed Efficiency	Less Docile	Higher Score	Higher Score	Higher Score	Lower Profitability	Lower Profitability

* The percentile bands represent the distribution of EBVs across the 2021 drop Australian Angus and Angus-influenced seedstock animals analysed in the February 2023 TransTasman Angus Cattle Evaluation .

TransTasman Angus Cattle Evaluation - February 2023 Reference Tables

TACE
TransTasman Angus Cattle Evaluation

BREED AVERAGE EBVs

	$A	$D	$GN	$GS	$A-L	$D-L	$GN-L	$GS-L	$PRO	$T
Brd Avg	+197	+162	+259	+181	+339	+293	+406	+381	+144	+181

* Breed average represents the average EBV of all 2021 drop Australian Angus and Angus-influenced seedstock animals analysed in the February 2023 TransTasman Angus Cattle Evaluation .

PERCENTILE BANDS TABLE

% Band	$A	$D	$GN	$GS	$A-L	$D-L	$GN-L	$GS-L	$PRO	$T
	Greater Profitability	Greater Profitability	Greater Profitability	Greater Profitability	Greater Profitability	Greater Profitability	Greater Profitability	Greater Profitability	Greater Profitability	Greater Profitability
1%	+272	+228	+362	+260	+449	+390	+538	+512	+226	+236
5%	+251	+209	+334	+238	+418	+363	+503	+474	+203	+221
10%	+241	+199	+319	+226	+402	+349	+484	+455	+191	+213
15%	+233	+193	+308	+218	+392	+339	+470	+442	+183	+208
20%	+227	+188	+300	+212	+383	+332	+460	+432	+177	+203
25%	+222	+183	+293	+206	+376	+325	+451	+423	+171	+200
30%	+217	+180	+286	+201	+369	+319	+442	+415	+166	+196
35%	+213	+176	+280	+197	+363	+314	+434	+408	+161	+193
40%	+209	+172	+275	+192	+357	+308	+427	+400	+157	+190
45%	+205	+169	+269	+188	+351	+303	+420	+393	+152	+187
50%	+200	+165	+263	+184	+345	+298	+412	+386	+148	+184
55%	+196	+162	+257	+179	+339	+292	+404	+379	+143	+180
60%	+191	+158	+251	+175	+332	+286	+396	+371	+138	+177
65%	+187	+153	+244	+170	+325	+280	+387	+363	+133	+173
70%	+181	+149	+237	+164	+317	+273	+378	+354	+128	+170
75%	+175	+144	+229	+158	+309	+266	+367	+344	+121	+166
80%	+168	+138	+220	+151	+299	+257	+355	+333	+114	+161
85%	+159	+131	+209	+143	+286	+246	+339	+319	+105	+155
90%	+148	+122	+194	+132	+269	+232	+318	+300	+93	+146
95%	+129	+106	+171	+114	+240	+208	+285	+267	+74	+134
99%	+95	+78	+129	+81	+188	+162	+225	+204	+39	+111
	Lower Profitability	Lower Profitability	Lower Profitability	Lower Profitability	Lower Profitability	Lower Profitability	Lower Profitability	Lower Profitability	Lower Profitability	Lower Profitability

* The percentile bands represent the distribution of EBVs across the 2021 drop Australian Angus and Angus-influenced seedstock animals analysed in the February 2023 TransTasman Angus Cattle Evaluation .

EBV Quick Reference for Kunuma Autumn Bull Sale

	Animal Ident	Calving Ease			Growth					Fertility			Carcase						Feed	Temp.	Selection Indexes			
		CEDir	CEDtrs	GL	BWT	200	400	600	MCW	Milk	SS	DTC	CWT	EMA	RIB	P8	RBY	IMF	NFI-F	Doc	$A	$D	$GN	$GS
1	NOL21S113	+4.8	+2.3	-6.8	+3.5	+62	+116	+150	+135	+12	+3.2	-5.4	+82	+1.9	+1.2	+1.4	-0.8	+3.3	-0.03	+18	+1.06	+0.94	$232	$421
2	NOL21S129	-3.2	-3.1	-2.7	+4.9	+64	+110	+138	+105	+23	+3.2	-3.7	+86	+7.9	-2.2	-2.3	+0.4	+2.4	-0.03	+22	+0.96	+0.82	$218	$352
3	NOL21S64	+7.6	+6.3	-8.8	+2.7	+56	+107	+158	+139	+21	-0.1	-2.2	+98	+5.6	-1.0	-2.0	+0.4	+1.9	-0.11	+27	+1.04	+0.98	$198	$378
4	NOL21S175	+8.9	+2.6	-8.6	+1.3	+48	+81	+104	+83	+19	+2.0	-5.3	+66	+4.0	+0.7	-0.9	-0.3	+4.1	+0.45	+24	+1.10	+1.00	$205	$346
5	NOL21S130	+6.4	+1.6	-1.3	+3.3	+53	+90	+115	+101	+19	+0.6	-5.2	+73	+7.5	+1.4	+2.8	+0.4	+1.3	+0.00	+27	+1.16	+0.66	$221	$374
6	NOL21S62	+3.8	+5.8	-6.0	+4.2	+64	+98	+133	+109	+18	+1.8	-3.9	+81	+2.7	-1.4	-3.3	+0.1	+1.8	+0.18	+18	+0.64	+0.68	$208	$359
7	NOL21S93	+8.2	+4.5	-8.0	+2.4	+50	+79	+103	+94	+13	+0.3	-6.5	+63	+5.7	+2.0	+1.3	+0.1	+2.3	+0.27	+24	+0.80	+0.70	$217	$370
8	NOL21S89	-3.4	-0.6	-1.4	+5.9	+49	+89	+122	+122	+18	+1.7	-5.1	+57	+2.0	+2.3	+2.6	-0.1	+2.7	-0.25	+19	+1.02	+0.92	$171	$314
9	NOL21S76	+7.4	+3.5	-5.6	+2.8	+44	+73	+97	+93	+17	+2.5	-5.8	+54	+0.9	+0.7	-0.1	-0.2	+3.6	+0.14	+20	+0.86	+0.88	$180	$326
10	NOL21S82	+1.0	+2.5	-7.5	+5.0	+48	+83	+109	+96	+12	+1.8	-6.2	+57	+0.4	+2.0	+2.1	-1.0	+4.1	+0.23	+23	+0.84	+0.74	$192	$332
11	NOL21S74	+9.7	+3.5	-1.4	+1.6	+41	+75	+91	+34	+30	+0.9	-5.4	+54	+13.2	+0.7	+1.3	+0.3	+5.0	+0.75	+25	+1.00	+0.86	$257	$366
12	NOL21S176	+7.6	+4.5	-6.1	+1.6	+44	+83	+102	+88	+18	+0.6	-4.5	+57	+8.1	-0.4	+0.1	+0.7	+2.7	+0.10	+25	+0.90	+0.86	$207	$353
13	NOL21S154	+2.0	+1.1	-5.0	+4.3	+52	+91	+120	+118	+14	+2.4	-5.0	+66	+3.5	+0.3	-0.6	+0.1	+2.6	+0.10	+20	-	-	$186	$340
14	NOL21S51	+7.0	+7.4	-7.8	+2.0	+53	+86	+113	+90	+19	+0.8	-4.2	+65	-1.8	+1.2	+0.4	-1.1	+3.4	+0.15	+22	+0.80	+0.80	$192	$336
15	NOL21S107	+8.5	+7.1	-10.1	+3.4	+43	+78	+103	+62	+18	+3.0	-5.7	+55	+7.6	+4.3	+4.7	-0.4	+3.6	+0.48	+18	+1.00	+0.84	$234	$371
16	NOL21S61	+8.6	+6.8	-6.9	+1.2	+41	+77	+115	+89	+21	+2.3	-3.3	+62	+9.5	-1.2	-1.0	+0.1	+4.9	+0.36	+24	+0.84	+1.02	$198	$341
17	NOL21S87	+6.3	+3.0	-9.9	+3.2	+48	+88	+116	+113	+17	+1.7	-4.7	+61	+1.9	-1.3	-3.4	+0.0	+4.3	+0.04	+22	+1.16	+0.92	$186	$343
18	NOL21S27	+3.0	-1.0	-4.5	+3.3	+52	+86	+111	+94	+17	+1.6	-6.2	+63	+2.6	+0.6	+0.6	-0.3	+2.6	+0.01	+19	+1.14	+1.16	$202	$342
19	NOL21S153	+8.1	+4.5	-5.9	+3.2	+42	+77	+95	+107	+10	-0.2	-5.2	+50	+3.4	+3.0	+2.1	+0.3	+2.0	+0.28	+23	+1.12	+0.92	$176	$333
20	NOL21S160	+4.6	+2.0	-7.4	+3.9	+49	+77	+91	+89	+9	+1.8	-7.7	+42	-0.8	+0.5	-1.9	-0.1	+3.9	+0.16	+23	+0.86	+0.68	$204	$347
21	NOL21S33	+3.7	+3.3	-7.4	+3.3	+56	+84	+109	+94	+14	+1.4	-4.8	+60	+0.8	+1.2	+0.3	-1.1	+2.8	+0.07	+22	+0.86	+0.98	$184	$323
22	NOL21S100	+9.3	+6.2	-7.3	+0.5	+48	+77	+105	+78	+19	+2.7	-4.6	+58	-0.2	+0.0	-1.1	-0.3	+2.4	+0.12	+14	+0.84	+0.78	$179	$314
23	NOL21S109	+5.3	-0.6	-7.7	+4.4	+47	+78	+87	+62	+10	+0.8	-5.6	+56	+8.5	-0.7	-1.6	+1.3	+1.1	+0.44	+21	+0.92	+0.82	$215	$331
24	NOL21S50	-1.0	+0.6	-5.2	+4.3	+53	+95	+114	+82	+18	+0.0	-7.0	+67	+10.3	+0.5	+0.3	+0.9	+2.9	+0.23	+17	+0.88	+1.08	$260	$393
25	NOL21S63	+1.9	+6.6	-7.3	+4.6	+67	+106	+140	+119	+18	+2.3	-4.4	+77	+0.9	+0.3	-0.8	-0.6	+2.4	-0.31	+22	+0.82	+0.70	$216	$378
26	NOL21S22	+1.5	+6.1	-7.6	+2.8	+46	+81	+97	+62	+18	+1.4	-5.4	+57	+5.1	+2.5	+2.8	-0.7	+3.9	+0.44	+19	+1.08	+1.20	$216	$335
27	NOL21S36	+8.1	+1.6	-2.5	+1.2	+50	+87	+101	+60	+22	+2.4	-6.3	+58	+6.3	+0.1	+0.4	-0.1	+3.9	+0.32	+24	+0.76	+0.76	$245	$378
28	NOL21S152	+0.6	-3.2	-1.4	+4.5	+44	+80	+105	+81	+19	+2.0	-6.1	+52	+5.9	+0.6	+0.5	+0.1	+3.6	+0.49	+21	+0.88	+1.02	$200	$322
29	NOL21S30	-3.4	-6.6	-3.4	+4.6	+58	+95	+110	+86	+13	+2.5	-5.9	+69	+5.6	+0.9	+0.1	-0.3	+4.0	+0.27	+17	+1.28	+1.14	$221	$342
30	NOL21S56	+4.4	+6.9	-6.2	+3.6	+49	+86	+114	+83	+18	+1.0	-3.6	+72	+11.7	+0.5	+0.8	+0.9	+1.8	+0.30	+27	+1.02	+1.10	$222	$357
	TACE TransTasman Angus Cattle Evaluation	CEDir	CEDtrs	GL	BWT	200	400	600	MCW	MIlk	SS	DTC	CWT	EMA	RIB	P8	RBY	IMF	NFI-F	Doc	$A	$D	$GN	$GS
		+2.2	+2.7	-4.8	+4.1	+50	+90	+117	+101	+17	+2.1	-4.6	+66	+6.4	-0.1	-0.3	+0.5	+2.2	+0.19	+21	+197	+162	+259	+181

"BRED TOUGH!"

LOT 1 — KUNUMA SLATE S113[SV] — APR

Date of Birth: 15/10/2021 | Mating Type: Natural | Genetic Conditions: AMFU,CA7%,DD4%,NHFU | Animal ID: NOL21S113

Sire: NOLP19 KUNUMA PAUL P19[SV]

KUNUMA MITCH M22[SV]
PA FULL POWER 1208[PV]
KUNUMA K133[#]
KUNUMA E1[#]
LAWSONS DINKY-DI Z191[SV]
KUNUMA C89[#]

Dam: NOLN43 KUNUMA N43[#]

RENNYLEA L452[PV]
G A R PROPHET[SV]
RENNYLEA E5[PV]
KUNUMA K52[#]
KUNUMA QUIET H13[SV]
KUNUMA G28[#]

February 2023 TransTasman Angus Cattle Evaluation

TACE	Dir	Dtrs	GL	BW	200D	400D	600D	MCW	Milk
EBVs	+4.8	+2.3	-6.8	+3.5	+62	+116	+150	+135	+12
Acc	51%	40%	65%	71%	69%	65%	66%	64%	55%

Scrotal	D t C	CWT	EMA	Rib	Rump	RBY	IMF	NFI-F	Doc
+3.2	-5.4	+82	+1.9	+1.2	+1.4	-0.8	+3.3	-0.03	+18
61%	31%	56%	55%	57%	57%	49%	60%	47%	28%

Selection Indexes

$A	$D	$GN	$GS
$232	$193	$308	$219

Traits Observed: BWT,Genomics

Strong and stylish Kunuma P19 son with a huge birth to growth spread. Top 4% for growth. Suitable for heifers.

Purchaser:..... $:.....

LOT 2 — KUNUMA S129[SV] — APR

Date of Birth: 30/09/2021 | Mating Type: Natural | Genetic Conditions: AMFU,CAFU,DD1%,NHFU | Animal ID: NOL21S129

Sire: NORN542 RENNYLEA N542[PV]

H P C A INTENSITY[#]
G A R INGENUITY[#]
G A R PREDESTINED 287L[#]
RENNYLEA EISA ERICA G366[SV]
TE MANIA AFRICA A217[PV]
RENNYLEA EISA ERICA X571[#]

Dam: NOLL133 KUNUMA L133[#]

KUNUMA H14[SV]
BT RIGHT TIME 24J[#]
KUNUMA E23[#]
KUNUMA F19[#]
KUNUMA C36[SV]
KUNUMA B31[#]

February 2023 TransTasman Angus Cattle Evaluation

TACE	Dir	Dtrs	GL	BW	200D	400D	600D	MCW	Milk
EBVs	-3.2	-3.1	-2.7	+4.9	+64	+110	+138	+105	+23
Acc	56%	46%	69%	74%	72%	70%	71%	67%	58%

Scrotal	D t C	CWT	EMA	Rib	Rump	RBY	IMF	NFI-F	Doc
+3.2	-3.7	+86	+7.9	-2.2	-2.3	+0.4	+2.4	-0.03	+22
67%	37%	60%	60%	62%	62%	56%	64%	50%	49%

Selection Indexes

$A	$D	$GN	$GS
$218	$180	$299	$199

Traits Observed: BWT,Genomics

Big boned Rennylea N542 son with plenty of potential. Top 5% for growth..

Purchaser:..... $:.....

LOT 3 — KUNUMA POWERPLAY S64[SV] — APR

Date of Birth: 12/09/2021 | Mating Type: AI | Genetic Conditions: AMFU,CAFU,DDF,NHFU | Animal ID: NOL21S64

Sire: DXTP613 TEXAS POWERPLAY P613[PV]

AYRVALE HERCULES H9[PV]
AYRVALE BARTEL E7[PV]
LAWSONS INVINCIBLE F338[SV]
TEXAS UNDINE H647[SV]
BANGADANG WESTERN EXPRESS E10[SV]
TEXAS UNDINE Z183[PV]

Dam: NOLQ74 KUNUMA Q74[#]

RENNYLEA L454[PV]
G A R PROPHET[SV]
RENNYLEA E5[PV]
KUNUMA M6[#]
KUNUMA MY VISION K6[SV]
KUNUMA K31[#]

February 2023 TransTasman Angus Cattle Evaluation

TACE	Dir	Dtrs	GL	BW	200D	400D	600D	MCW	Milk
EBVs	+7.6	+6.3	-8.8	+2.7	+56	+107	+158	+139	+21
Acc	54%	42%	69%	73%	71%	69%	68%	66%	57%

Scrotal	D t C	CWT	EMA	Rib	Rump	RBY	IMF	NFI-F	Doc
-0.1	-2.2	+98	+5.6	-1.0	-2.0	+0.4	+1.9	-0.11	+27
65%	35%	58%	58%	60%	60%	53%	62%	49%	40%

Selection Indexes

$A	$D	$GN	$GS
$198	$145	$261	$184

Traits Observed: BWT,Genomics

An AI conceived Texas Powerplay son. Stylish bull with exceptional birth to growth spread with great head carriage.Top 2% for growth and top 2% for CWT. Suitable for heifers.

Purchaser:..... $:.....

Top 5% | Top 10% | Top 30%

LOT 4 — KUNUMA S175[SV] — APR

Date of Birth: 12/09/2021 | Mating Type: Natural | Genetic Conditions: AMFU,CAFU,DDFU,NHFU | Animal ID: NOL21S175

Sire: NORQ538 RENNYLEA Q538[PV]

TE MANIA 11 465[SV]
- TUWHARETOA REGENT D145[PV]
- TE MANIA 05 019[#]

RENNYLEA H414[SV]
- TE MANIA BERKLEY B1[PV]
- RENNYLEA C310[#]

Dam: NOLL73 KUNUMA L73[#]

KUNUMA G73[SV]
- LAWSONS INVINCIBLE C402[PV]
- KUNUMA E135[#]

KUNUMA E120[#]
- KUNUMA C36[SV]
- KUNUMA Z175[#]

February 2023 TransTasman Angus Cattle Evaluation

TACE	Dir	Dtrs	GL	BW	200D	400D	600D	MCW	Milk
EBVs	+8.9	+2.6	-8.6	+1.3	+48	+81	+104	+83	+19
Acc	55%	45%	66%	71%	69%	67%	67%	65%	58%

Scrotal	D t C	CWT	EMA	Rib	Rump	RBY	IMF	NFI-F	Doc
+2.0	-5.3	+66	+4.0	+0.7	-0.9	-0.3	+4.1	+0.45	+24
64%	35%	57%	56%	58%	58%	52%	61%	48%	38%

Selection Indexes

$A	$D	$GN	$GS
$205	$162	$281	$186

Traits Observed: BWT,Genomics

The first of our Rennylea Q538 sons to sell. Easy doing and styling with extra bone. Top 7% for BWT and top 9% for IMF. Suitable for heifers.

Purchaser:..... $:.....

LOT 5 — KUNUMA S130[SV] — APR

Date of Birth: 12/10/2021 | Mating Type: Natural | Genetic Conditions: AM2%,CAFU,DDFU,NHFU | Animal ID: NOL21S130

Sire: NORN542 RENNYLEA N542[PV]

H P C A INTENSITY[#]
- G A R INGENUITY[#]
- G A R PREDESTINED 287L[#]

RENNYLEA EISA ERICA G366[SV]
- TE MANIA AFRICA A217[PV]
- RENNYLEA EISA ERICA X571[#]

Dam: NOLL11 KUNUMA L11[#]

JINDRA DOUBLE VISION[SV]
- CONNEALY REFLECTION[#]
- HOFF RACHEL 8312 405[#]

KUNUMA E102[#]
- KUNUMA A027[SV]
- KUNUMA Z042[#]

February 2023 TransTasman Angus Cattle Evaluation

TACE	Dir	Dtrs	GL	BW	200D	400D	600D	MCW	Milk
EBVs	+6.4	+1.6	-1.3	+3.3	+53	+90	+115	+101	+19
Acc	58%	48%	70%	74%	73%	70%	71%	68%	60%

Scrotal	D t C	CWT	EMA	Rib	Rump	RBY	IMF	NFI-F	Doc
+0.6	-5.2	+73	+7.5	+1.4	+2.8	+0.4	+1.3	+0.00	+27
68%	39%	61%	61%	62%	63%	57%	64%	51%	54%

Selection Indexes

$A	$D	$GN	$GS
$221	$182	$294	$200

Traits Observed: BWT,Genomics

By Rennylea N542 son. A slick coated bull with plenty of shape and natural thickness. Suitable for heifers.

Purchaser:..... $:.....

LOT 6 — KUNUMA S62[SV] — APR

Date of Birth: 23/09/2021 | Mating Type: Natural | Genetic Conditions: AMFU,CAFU,DD3%,NHFU | Animal ID: NOL21S62

Sire: NOLQ98 KUNUMA BEASTY BOY Q98[SV]

BALDRIDGE BEAST MODE B074[PV]
- G A R PROPHET[SV]
- BALDRIDGE ISABEL Y69[#]

KUNUMA L56[#]
- KUNUMA QUIET H13[SV]
- KUNUMA E23[#]

Dam: NOLQ133 KUNUMA Q133[#]

RENNYLEA L452[PV]
- G A R PROPHET[SV]
- RENNYLEA E5[PV]

KUNUMA K7[#]
- CARABAR DOCKLANDS D62[PV]
- KUNUMA H65[#]

February 2023 TransTasman Angus Cattle Evaluation

TACE	Dir	Dtrs	GL	BW	200D	400D	600D	MCW	Milk
EBVs	+3.8	+5.8	-6.0	+4.2	+64	+98	+133	+109	+18
Acc	55%	44%	65%	70%	69%	66%	67%	65%	57%

Scrotal	D t C	CWT	EMA	Rib	Rump	RBY	IMF	NFI-F	Doc
+1.8	-3.9	+81	+2.7	-1.4	-3.3	+0.1	+1.8	+0.18	+18
62%	34%	57%	57%	58%	59%	52%	62%	49%	35%

Selection Indexes

$A	$D	$GN	$GS
$208	$164	$278	$186

Traits Observed: BWT,Genomics

Great shape and body length. A Kunuma Q98 son with great maternal power from GAR Prophet x Beast Mode. Top 5% for growth.

Purchaser:..... $:.....

Top 5% | Top 10% | Top 30%

"BRED TOUGH!"

LOT 7 — KUNUMA S93[SV] — APR

Date of Birth: 12/10/2021 | Mating Type: Natural | Genetic Conditions: AM4%,CAFU,DDFU,NHFU | Animal ID: NOL21S93

Sire: NORQ538 RENNYLEA Q538[PV]

TE MANIA 11 465[SV]
TUWHARETOA REGENT D145[PV]
TE MANIA 05 019[#]
RENNYLEA H414[SV]
TE MANIA BERKLEY B1[PV]
RENNYLEA C310[#]

Dam: NOLL92 KUNUMA L92[#]

KUNUMA G73[SV]
LAWSONS INVINCIBLE C402[PV]
KUNUMA E135[#]
KUNUMA B39[#]
KUNUMA Z012[SV]
KUNUMA Y161[#]

February 2023 TransTasman Angus Cattle Evaluation

TACE	Dir	Dtrs	GL	BW	200D	400D	600D	MCW	Milk
EBVs	+8.2	+4.5	-8.0	+2.4	+50	+79	+103	+94	+13
Acc	54%	44%	66%	71%	70%	67%	67%	65%	58%

Scrotal	D t C	CWT	EMA	Rib	Rump	RBY	IMF	NFI-F	Doc
+0.3	-6.5	+63	+5.7	+2.0	+1.3	+0.1	+2.3	+0.27	+24
64%	35%	58%	57%	59%	59%	52%	62%	49%	38%

Selection Indexes

$A	$D	$GN	$GS
$217	$176	$285	$196

Traits Observed: BWT,Genomics

Easy doing, slick coated bull by Rennylea Q538. Top 9% for GL and top 10% for DTC and fats. Suitable for heifers.

Purchaser:..... $:.....

LOT 8 — KUNUMA S89[SV] — HBR

Date of Birth: 23/10/2021 | Mating Type: Natural | Genetic Conditions: AMFU,CAFU,DDFU,NHFU | Animal ID: NOL21S89

Sire: NORQ538 RENNYLEA Q538[PV]

TE MANIA 11 465[SV]
TUWHARETOA REGENT D145[PV]
TE MANIA 05 019[#]
RENNYLEA H414[SV]
TE MANIA BERKLEY B1[PV]
RENNYLEA C310[#]

Dam: NOLM4 KUNUMA QUIET M4[#]

BT RIGHT TIME 24J[#]
LEACHMAN RIGHT TIME[SV]
SITZ EVERELDA ENTENSE 1905[#]
KUNUMA E59[SV]
K C F BENNETT PERFORMER[#]
KUNUMA Y155[#]

February 2023 TransTasman Angus Cattle Evaluation

TACE	Dir	Dtrs	GL	BW	200D	400D	600D	MCW	Milk
EBVs	-3.4	-0.6	-1.4	+5.9	+49	+89	+122	+122	+18
Acc	56%	48%	67%	71%	70%	68%	69%	67%	60%

Scrotal	D t C	CWT	EMA	Rib	Rump	RBY	IMF	NFI-F	Doc
+1.7	-5.1	+57	+2.0	+2.3	+2.6	-0.1	+2.7	-0.25	+19
65%	41%	60%	59%	61%	61%	55%	63%	52%	44%

Selection Indexes

$A	$D	$GN	$GS
$171	$134	$228	$156

Traits Observed: BWT,Genomics

Easy doing with a quiet temperament. Great maternal power from BT Right Time. Top 8% for fats.

Purchaser:..... $:.....

LOT 9 — KUNUMA S76[SV] — APR

Date of Birth: 12/10/2021 | Mating Type: Natural | Genetic Conditions: AMFU,CAFU,DDFU,NHFU | Animal ID: NOL21S76

Sire: NORQ538 RENNYLEA Q538[PV]

TE MANIA 11 465[SV]
TUWHARETOA REGENT D145[PV]
TE MANIA 05 019[#]
RENNYLEA H414[SV]
TE MANIA BERKLEY B1[PV]
RENNYLEA C310[#]

Dam: NOLK17 KUNUMA JENNY K17[#]

KUNUMA H8[SV]
THOMAS GRADE UP 6849[SV]
KUNUMA E111[#]
KUNUMA F74[#]
BOOROOMOOKA UNDERTAKEN Y145[PV]
KUNUMA Z14[#]

February 2023 TransTasman Angus Cattle Evaluation

TACE	Dir	Dtrs	GL	BW	200D	400D	600D	MCW	Milk
EBVs	+7.4	+3.5	-5.6	+2.8	+44	+73	+97	+93	+17
Acc	54%	44%	65%	70%	69%	66%	67%	64%	57%

Scrotal	D t C	CWT	EMA	Rib	Rump	RBY	IMF	NFI-F	Doc
+2.5	-5.8	+54	+0.9	+0.7	-0.1	-0.2	+3.6	+0.14	+20
63%	35%	57%	56%	57%	58%	51%	61%	47%	39%

Selection Indexes

$A	$D	$GN	$GS
$180	$144	$239	$163

Traits Observed: BWT,Genomics

Rennylea Q538 son presents with natural thickness and a great temperament. Top 15% for IMF. Suitable for heifers.

Purchaser:..... $:.....

Top 5% | Top 10% | Top 30%

LOT 10 — KUNUMA S82[SV] — APR

Date of Birth: 17/09/2021 | Mating Type: Natural | Genetic Conditions: AM3%,CA1%,DDFU,NHFU | Animal ID: NOL21S82

Sire: NORQ538 RENNYLEA Q538[PV]

TE MANIA 11 465[SV]
- TUWHARETOA REGENT D145[PV]
- TE MANIA 05 019[#]

RENNYLEA H414[SV]
- TE MANIA BERKLEY B1[PV]
- RENNYLEA C310[#]

Dam: NOLK135 KUNUMA K135[#]

KUNUMA G73[SV]
- LAWSONS INVINCIBLE C402[PV]
- KUNUMA E135[#]

KUNUMA E15[#]
- KUNUMA A027[SV]
- KUNUMA B29[#]

February 2023 TransTasman Angus Cattle Evaluation

TACE	Dir	Dtrs	GL	BW	200D	400D	600D	MCW	Milk
EBVs	+1.0	+2.5	-7.5	+5.0	+48	+83	+109	+96	+12
Acc	54%	44%	64%	71%	69%	66%	68%	65%	57%

Scrotal	D t C	CWT	EMA	Rib	Rump	RBY	IMF	NFI-F	Doc
+1.8	-6.2	+57	+0.4	+2.0	+2.1	-1.0	+4.1	+0.23	+23
62%	34%	57%	56%	58%	58%	52%	60%	47%	38%

Selection Indexes

$A	$D	$GN	$GS
$192	$153	$258	$177

Traits Observed: BWT,Genomics

Moderate framed Rennylea Q538 son with balance and style. Top 13% for DTC, top 10% for fats and top 9% for IMF.

Purchaser:..... $:.....

LOT 11 — KUNUMA S74[SV] — HBR

Date of Birth: 27/09/2021 | Mating Type: Natural | Genetic Conditions: AMFU,CAFU,DDFU,NHFU | Animal ID: NOL21S74

Sire: NORN542 RENNYLEA N542[PV]

H P C A INTENSITY[#]
- G A R INGENUITY[#]
- G A R PREDESTINED 287L[#]

RENNYLEA EISA ERICA G366[SV]
- TE MANIA AFRICA A217[PV]
- RENNYLEA EISA ERICA X571[#]

Dam: NOLQ16 KUNUMA Q16[#]

BALDRIDGE BEAST MODE B074[PV]
- G A R PROPHET[SV]
- BALDRIDGE ISABEL Y69[#]

KUNUMA F67[#]
- BOOROOMOOKA UNDERTAKEN Y145[PV]
- KUNUMA D13[#]

February 2023 TransTasman Angus Cattle Evaluation

TACE	Dir	Dtrs	GL	BW	200D	400D	600D	MCW	Milk
EBVs	+9.7	+3.5	-1.4	+1.6	+41	+75	+91	+34	+30
Acc	58%	49%	70%	73%	72%	70%	70%	67%	60%

Scrotal	D t C	CWT	EMA	Rib	Rump	RBY	IMF	NFI-F	Doc
+0.9	-5.4	+54	+13.2	+0.7	+1.3	+0.3	+5.0	+0.75	+25
68%	40%	61%	61%	62%	63%	57%	65%	52%	55%

Selection Indexes

$A	$D	$GN	$GS
$257	$202	$358	$242

Traits Observed: BWT,Genomics

Great balance and style from this Rennylea N542 son. Top 8% BWT, top 1% for milk, top 3% for EMA and top 4% for IMF. Suitable for heifers.

Purchaser:..... $:.....

LOT 12 — KUNUMA S176[SV] — APR

Date of Birth: 12/11/2021 | Mating Type: Natural | Genetic Conditions: AMFU,CA1%,DDFU,NHFU | Animal ID: NOL21S176

Sire: NORN542 RENNYLEA N542[PV]

H P C A INTENSITY[#]
- G A R INGENUITY[#]
- G A R PREDESTINED 287L[#]

RENNYLEA EISA ERICA G366[SV]
- TE MANIA AFRICA A217[PV]
- RENNYLEA EISA ERICA X571[#]

Dam: NOLH175 KUNUMA H175[#]

KUNUMA C36[SV]
- BT EQUATOR 395M[#]
- KUNUMA Y89[#]

KUNUMA Z35[#]
- KUNUMA X1[#]
- KUNUMA V112[#]

February 2023 TransTasman Angus Cattle Evaluation

TACE	Dir	Dtrs	GL	BW	200D	400D	600D	MCW	Milk
EBVs	+7.6	+4.5	-6.1	+1.6	+44	+83	+102	+88	+18
Acc	56%	46%	69%	73%	72%	71%	72%	68%	59%

Scrotal	D t C	CWT	EMA	Rib	Rump	RBY	IMF	NFI-F	Doc
+0.6	-4.5	+57	+8.1	-0.4	+0.1	+0.7	+2.7	+0.10	+25
68%	38%	61%	61%	62%	62%	56%	64%	50%	49%

Selection Indexes

$A	$D	$GN	$GS
$207	$174	$276	$187

Traits Observed: BWT,Genomics

A Rennylea N542 son that presents with extra bone and shape. Out of Kunuma H175 which is our largest framed cow. Top 8% BWT and top 30% for IMF. Suitable for heifers.

Purchaser:..... $:.....

Top 5% | Top 10% | Top 30%

LOT 13 — KUNUMA S154[SV] — APR

Date of Birth: 19/10/2021 | Mating Type: Natural | Genetic Conditions: AMFU,CAFU,DD1%,NHFU | Animal ID: NOL21S154

Sire: NORQ538 RENNYLEA Q538[PV]

- TE MANIA 11 465[SV]
  - TUWHARETOA REGENT D145[PV]
  - TE MANIA 05 019[#]
- RENNYLEA H414[SV]
  - TE MANIA BERKLEY B1[PV]
  - RENNYLEA C310[#]

Dam: NOLN102 KUNUMA N102[#]

- KUNUMA H14[SV]
  - BT RIGHT TIME 24J[#]
  - KUNUMA E23[#]
- KUNUMA F19[#]
  - KUNUMA C36[SV]
  - KUNUMA B31[#]

February 2023 TransTasman Angus Cattle Evaluation

TACE	Dir	Dtrs	GL	BW	200D	400D	600D	MCW	Milk
EBVs	+2.0	+1.1	-5.0	+4.3	+52	+91	+120	+118	+14
Acc	50%	41%	52%	71%	58%	56%	56%	55%	48%

Scrotal	D t C	CWT	EMA	Rib	Rump	RBY	IMF	NFI-F	Doc
+2.4	-5.0	+66	+3.5	+0.3	-0.6	+0.1	+2.6	+0.10	+20
53%	32%	49%	48%	50%	50%	46%	51%	40%	37%

Selection Indexes

$A	$D	$GN	$GS
$186	$152	$245	$169

Traits Observed: BWT

Strong, stylish Rennylea Q538 son with great maternal power from BT Right Time. Top 30% for IMF.

Purchaser:..... $:.....

LOT 14 — KUNUMA S51[SV] — APR

Date of Birth: 12/09/2021 | Mating Type: Natural | Genetic Conditions: AMFU,CAFU,DDFU,NHFU | Animal ID: NOL21S51

Sire: NOLQ98 KUNUMA BEASTY BOY Q98[SV]

- BALDRIDGE BEAST MODE B074[PV]
  - G A R PROPHET[SV]
  - BALDRIDGE ISABEL Y69[#]
- KUNUMA L56[#]
  - KUNUMA QUIET H13[SV]
  - KUNUMA E23[#]

Dam: NOLQ69 KUNUMA Q69[#]

- RENNYLEA L454[PV]
  - G A R PROPHET[SV]
  - RENNYLEA E5[PV]
- KUNUMA M128[#]
  - KUNUMA J163[SV]
  - KUNUMA G83[#]

February 2023 TransTasman Angus Cattle Evaluation

TACE	Dir	Dtrs	GL	BW	200D	400D	600D	MCW	Milk
EBVs	+7.0	+7.4	-7.8	+2.0	+53	+86	+113	+90	+19
Acc	52%	40%	64%	70%	68%	65%	65%	63%	54%

Scrotal	D t C	CWT	EMA	Rib	Rump	RBY	IMF	NFI-F	Doc
+0.8	-4.2	+65	-1.8	+1.2	+0.4	-1.1	+3.4	+0.15	+22
61%	32%	55%	54%	56%	56%	49%	59%	46%	33%

Selection Indexes

$A	$D	$GN	$GS
$192	$148	$267	$169

Traits Observed: BWT,Genomics

Kunuma Q98 son balanced with great shape and body length. Top 12% for BWT and top 20% for IMF. Suitable for heifers.

Purchaser:..... $:.....

LOT 15 — KUNUMA JACKY BOY S107[SV] — APR

Date of Birth: 16/10/2021 | Mating Type: Natural | Genetic Conditions: AMFU,CA7%,DD3%,NHFU | Animal ID: NOL21S107

Sire: NOLP19 KUNUMA PAUL P19[SV]

- KUNUMA MITCH M22[SV]
  - PA FULL POWER 1208[PV]
  - KUNUMA K133[#]
- KUNUMA E1[#]
  - LAWSONS DINKY-DI Z191[SV]
  - KUNUMA C89[#]

Dam: NOLN108 KUNUMA N108[#]

- PATHFINDER KOMPLETE K22[SV]
  - PATHFINDER GENESIS G357[PV]
  - PATHFINDER EQUATOR H756[#]
- KUNUMA H163[#]
  - TUWHARETOA A49[PV]
  - KUNUMA E7[#]

February 2023 TransTasman Angus Cattle Evaluation

TACE	Dir	Dtrs	GL	BW	200D	400D	600D	MCW	Milk
EBVs	+8.5	+7.1	-10.1	+3.4	+43	+78	+103	+62	+18
Acc	53%	41%	66%	71%	70%	67%	67%	65%	57%

Scrotal	D t C	CWT	EMA	Rib	Rump	RBY	IMF	NFI-F	Doc
+3.0	-5.7	+55	+7.6	+4.3	+4.7	-0.4	+3.6	+0.48	+18
63%	33%	58%	57%	59%	59%	52%	62%	49%	34%

Selection Indexes

$A	$D	$GN	$GS
$234	$184	$312	$223

Traits Observed: BWT,Genomics

Slick coated and easy doing Kunuma P19 son. Great maternal power from Pathfinder Genesis x Full Power. Top 2% for GL, top 1% for fats and top 15% for IMF. Suitable for heifers.

Purchaser:..... $:.....

Top 5% | Top 10% | Top 30%

LOT 16 — KUNUMA POWERPLAY S61[SV] — APR

Date of Birth: 09/09/2021 | Mating Type: AI | Genetic Conditions: AMF,CAFU,DDF,NHFU | Animal ID: NOL21S61

Sire: DXTP613 TEXAS POWERPLAY P613[PV]

AYRVALE HERCULES H9[PV]
- AYRVALE BARTEL E7[PV]
- LAWSONS INVINCIBLE F338[SV]

TEXAS UNDINE H647[SV]
- BANGADANG WESTERN EXPRESS E10[SV]
- TEXAS UNDINE Z183[PV]

Dam: NOLQ94 KUNUMA Q94[#]

PARINGA MONARCH M103[PV]
- PARINGA JUDD J5[PV]
- LAWSONS BARTEL E7 J1290[E]

KUNUMA N30[#]
- TUWHARETOA A49[PV]
- KUNUMA E15[#]

February 2023 TransTasman Angus Cattle Evaluation

TACE	Dir	Dtrs	GL	BW	200D	400D	600D	MCW	Milk
EBVs	+8.6	+6.8	-6.9	+1.2	+41	+77	+115	+89	+21
Acc	54%	42%	70%	72%	71%	69%	68%	65%	58%

Scrotal	D t C	CWT	EMA	Rib	Rump	RBY	IMF	NFI-F	Doc
+2.3	-3.3	+62	+9.5	-1.2	-1.0	+0.1	+4.9	+0.36	+24
66%	35%	59%	59%	60%	60%	54%	63%	49%	40%

Selection Indexes

$A	$D	$GN	$GS
$198	$137	$271	$188

Traits Observed: BWT,Genomics

AI conceived Texas Powerplay son that presents with extra frame and thickness. Top 6% for BWT and top 4% for IMF at a huge 5.0. Suitable for heifers.

Purchaser:..... $:.....

LOT 17 — KUNUMA S87[SV] — APR

Date of Birth: 12/10/2021 | Mating Type: Natural | Genetic Conditions: AMFU,CAFU,DDFU,NHFU | Animal ID: NOL21S87

Sire: NORQ538 RENNYLEA Q538[PV]

TE MANIA 11 465[SV]
- TUWHARETOA REGENT D145[PV]
- TE MANIA 05 019[#]

RENNYLEA H414[SV]
- TE MANIA BERKLEY B1[PV]
- RENNYLEA C310[#]

Dam: NOLK133 KUNUMA K133[#]

KUNUMA G73[SV]
- LAWSONS INVINCIBLE C402[PV]
- KUNUMA E135[#]

KUNUMA F16[#]
- TUWHARETOA A49[PV]
- KUNUMA Z144[#]

February 2023 TransTasman Angus Cattle Evaluation

TACE	Dir	Dtrs	GL	BW	200D	400D	600D	MCW	Milk
EBVs	+6.3	+3.0	-9.9	+3.2	+48	+88	+116	+113	+17
Acc	55%	45%	67%	71%	70%	68%	69%	66%	59%

Scrotal	D t C	CWT	EMA	Rib	Rump	RBY	IMF	NFI-F	Doc
+1.7	-4.7	+61	+1.9	-1.3	-3.4	+0.0	+4.3	+0.04	+22
65%	36%	59%	58%	60%	60%	53%	63%	50%	39%

Selection Indexes

$A	$D	$GN	$GS
$186	$149	$249	$168

Traits Observed: BWT,Genomics

Stylish and strong with extra length on display out of this Rennylea Q538 son. Top 2% for GL and top 7% for IMF. Suitable for heifers.

Purchaser:..... $:.....

LOT 18 — KUNUMA S27[PV] — APR

Date of Birth: 21/09/2021 | Mating Type: Natural | Genetic Conditions: AM2%,CAFU,DDFU,NHFU | Animal ID: NOL21S27

Sire: NOLQ110 KUNUMA QUICK Q110[SV]

G A R SCALE HOUSE[PV]
- MCC DAYBREAK[#]
- G A R 5050 NEW DESIGN 1039[#]

KUNUMA J6[#]
- KUNUMA G5[SV]
- KUNUMA F18[#]

Dam: NOLP2 KUNUMA P2[SV]

RENNYLEA L454[PV]
- G A R PROPHET[SV]
- RENNYLEA E5[PV]

KUNUMA L14[#]
- KUNUMA J163[SV]
- KUNUMA F3[#]

February 2023 TransTasman Angus Cattle Evaluation

TACE	Dir	Dtrs	GL	BW	200D	400D	600D	MCW	Milk
EBVs	+3.0	-1.0	-4.5	+3.3	+52	+86	+111	+94	+17
Acc	51%	39%	66%	71%	69%	66%	67%	64%	55%

Scrotal	D t C	CWT	EMA	Rib	Rump	RBY	IMF	NFI-F	Doc
+1.6	-6.2	+63	+2.6	+0.6	+0.6	-0.3	+2.6	+0.01	+19
62%	30%	56%	55%	57%	57%	49%	61%	47%	30%

Selection Indexes

$A	$D	$GN	$GS
$202	$165	$269	$182

Traits Observed: BWT,Genomics

The first of our Kunuma Q110 to sell stands up great with extra body length. Top 30% for BWT, top 12% for DTC and top 30% for fats. Suitable for heifers.

Purchaser:..... $:.....

Top 5% | Top 10% | Top 30%

LOT 19 — KUNUMA S153[SV] — APR

Date of Birth: 10/10/2021 | Mating Type: Natural | Genetic Conditions: AMFU,CAFU,DDFU,NHFU | Animal ID: NOL21S153

Sire: NORQ538 RENNYLEA Q538[PV]

TE MANIA 11 465[SV]
- TUWHARETOA REGENT D145[PV]
- TE MANIA 05 019[#]

RENNYLEA H414[SV]
- TE MANIA BERKLEY B1[PV]
- RENNYLEA C310[#]

Dam: NOLL117 KUNUMA L117[#]

KO JUSTICE J42[PV]
- S A V PIONEER 7301[#]
- VERMONT DREAM Y301[PV]

KUNUMA JENNY J136[#]
- TUWHARETOA A49[PV]
- KUNUMA Z9[#]

February 2023 TransTasman Angus Cattle Evaluation

TACE	Dir	Dtrs	GL	BW	200D	400D	600D	MCW	Milk
EBVs	+8.1	+4.5	-5.9	+3.2	+42	+77	+95	+107	+10
Acc	56%	46%	67%	71%	70%	68%	68%	66%	59%

Scrotal	D t C	CWT	EMA	Rib	Rump	RBY	IMF	NFI-F	Doc
-0.2	-5.2	+50	+3.4	+3.0	+2.1	+0.3	+2.0	+0.28	+23
65%	36%	59%	59%	60%	61%	54%	63%	51%	41%

Selection Indexes

$A	$D	$GN	$GS
$176	$151	$230	$155

Traits Observed: BWT,Genomics

Rennylea Q538 son has plenty of stretch and shape. Top 30% for BWT and top 4% for fats. Suitable for heifers.

Purchaser:..... $:.....

LOT 20 — KUNUMA S160[SV] — HBR

Date of Birth: 12/11/2021 | Mating Type: Natural | Genetic Conditions: AMFU,CAFU,DDFU,NHFU | Animal ID: NOL21S160

Sire: NORQ538 RENNYLEA Q538[PV]

TE MANIA 11 465[SV]
- TUWHARETOA REGENT D145[PV]
- TE MANIA 05 019[#]

RENNYLEA H414[SV]
- TE MANIA BERKLEY B1[PV]
- RENNYLEA C310[#]

Dam: NOLN155 KUNUMA N155[#]

RENNYLEA L454[PV]
- G A R PROPHET[SV]
- RENNYLEA E5[PV]

KUNUMA L82[#]
- KUNUMA G73[SV]
- KUNUMA Z21[#]

February 2023 TransTasman Angus Cattle Evaluation

TACE	Dir	Dtrs	GL	BW	200D	400D	600D	MCW	Milk
EBVs	+4.6	+2.0	-7.4	+3.9	+49	+77	+91	+89	+9
Acc	54%	44%	65%	71%	69%	66%	67%	65%	57%

Scrotal	D t C	CWT	EMA	Rib	Rump	RBY	IMF	NFI-F	Doc
+1.8	-7.7	+42	-0.8	+0.5	-1.9	-0.1	+3.9	+0.16	+23
63%	35%	57%	56%	58%	58%	51%	61%	48%	39%

Selection Indexes

$A	$D	$GN	$GS
$204	$178	$265	$183

Traits Observed: BWT,Genomics

Another Rennylea Q538 son that is easy doing with a great temperament. Top 14% for GI, top 2% for DTC and top 12% for IMF. Suitable for heifers.

Purchaser:..... $:.....

LOT 21 — KUNUMA POWER PLAY S33[SV] — APR

Date of Birth: 08/09/2021 | Mating Type: Natural | Genetic Conditions: AM2%,CAFU,DD28%,NHFU | Animal ID: NOL21S33

Sire: NOLQ98 KUNUMA BEASTY BOY Q98[SV]

BALDRIDGE BEAST MODE B074[PV]
- G A R PROPHET[SV]
- BALDRIDGE ISABEL Y69[#]

KUNUMA L56[#]
- KUNUMA QUIET H13[SV]
- KUNUMA E23[#]

Dam: NOLQ131 KUNUMA Q131[#]

PARINGA MONARCH M103[PV]
- PARINGA JUDD J5[PV]
- LAWSONS BARTEL E7 J1290[E]

KUNUMA M12[#]
- PA FULL POWER 1208[PV]
- KUNUMA K80[#]

February 2023 TransTasman Angus Cattle Evaluation

TACE	Dir	Dtrs	GL	BW	200D	400D	600D	MCW	Milk
EBVs	+3.7	+3.3	-7.4	+3.3	+56	+84	+109	+94	+14
Acc	53%	42%	65%	70%	68%	65%	66%	64%	56%

Scrotal	D t C	CWT	EMA	Rib	Rump	RBY	IMF	NFI-F	Doc
+1.4	-4.8	+60	+0.8	+1.2	+0.3	-1.1	+2.8	+0.07	+22
62%	33%	56%	56%	58%	58%	51%	61%	48%	33%

Selection Indexes

$A	$D	$GN	$GS
$184	$144	$257	$161

Traits Observed: BWT,Genomics

This Kunuma Q98 son is stylish and strong with great structure. Top 13% for GL, top 30% for BWT and top 30% for IMF. Suitable for heifers.

Purchaser:..... $:.....

Top 5% | Top 10% | Top 30%

LOT 22 — KUNUMA S100[SV] — APR

Date of Birth: 15/10/2021 | Mating Type: Natural | Genetic Conditions: AM2%,CAFU,DDFU,NHFU | Animal ID: NOL21S100

Sire: NOLQ98 KUNUMA BEASTY BOY Q98[SV]

BALDRIDGE BEAST MODE B074[PV]
G A R PROPHET[SV]
BALDRIDGE ISABEL Y69[#]

Dam: NOLK67 KUNUMA JENNY K67[#]

CARABAR DOCKLANDS D62[PV]
KAROO W109 DIRECTION Z181[SV]
CARABAR BLACKCAP MARY B12[PV]

KUNUMA L56[#]
KUNUMA QUIET H13[SV]
KUNUMA E23[#]

KUNUMA JENNY H16[#]
KUNUMA E129[SV]
KUNUMA F93[#]

February 2023 TransTasman Angus Cattle Evaluation

TACE	Dir	Dtrs	GL	BW	200D	400D	600D	MCW	Milk
EBVs	+9.3	+6.2	-7.3	+0.5	+48	+77	+105	+78	+19
Acc	54%	44%	65%	71%	69%	66%	66%	64%	56%

Scrotal	D t C	CWT	EMA	Rib	Rump	RBY	IMF	NFI-F	Doc
+2.7	-4.6	+58	-0.2	+0.0	-1.1	-0.3	+2.4	+0.12	+14
61%	35%	57%	55%	57%	58%	51%	60%	47%	37%

Selection Indexes

$A	$D	$GN	$GS
$179	$140	$238	$160

Traits Observed: BWT,Genomics

Another Kunuma Q98 son. Slick coated, modernate frame and easy doing. Top 3% BWT, top 14% for GL and top 20% for SS. Suitable for heifers.

Purchaser:..... $:.....

LOT 23 — KUNUMA S109[SV] — APR

Date of Birth: 16/10/2021 | Mating Type: Natural | Genetic Conditions: AMFU,CA7%,DDFU,NHFU | Animal ID: NOL21S109

Sire: NOLP19 KUNUMA PAUL P19[SV]

KUNUMA MITCH M22[SV]
PA FULL POWER 1208[PV]
KUNUMA K133[#]

Dam: NOLQ135 KUNUMA Q135[#]

RENNYLEA L452[PV]
G A R PROPHET[SV]
RENNYLEA E5[PV]

KUNUMA E1[#]
LAWSONS DINKY-DI Z191[SV]
KUNUMA C89[#]

KUNUMA L96[#]
KO JUSTICE J42[PV]
KUNUMA J13[#]

February 2023 TransTasman Angus Cattle Evaluation

TACE	Dir	Dtrs	GL	BW	200D	400D	600D	MCW	Milk
EBVs	+5.3	-0.6	-7.7	+4.4	+47	+78	+87	+62	+10
Acc	51%	40%	64%	71%	68%	65%	65%	63%	54%

Scrotal	D t C	CWT	EMA	Rib	Rump	RBY	IMF	NFI-F	Doc
+0.8	-5.6	+56	+8.5	-0.7	-1.6	+1.3	+1.1	+0.44	+21
60%	31%	55%	54%	56%	57%	49%	60%	46%	28%

Selection Indexes

$A	$D	$GN	$GS
$215	$193	$275	$191

Traits Observed: BWT,Genomics

A Kunuma P19 son that presents with great shape and style. Top 13% for GL, top 25% for DTC, top 25% for EMA and top 8% for RBY.

Purchaser:..... $:.....

LOT 24 — KUNUMA S50[PV] — HBR

Date of Birth: 19/10/2021 | Mating Type: Natural | Genetic Conditions: AM1%,CAFU,DD3%,NHFU | Animal ID: NOL21S50

Sire: NOLQ110 KUNUMA QUICK Q110[SV]

G A R SCALE HOUSE[PV]
MCC DAYBREAK[#]
G A R 5050 NEW DESIGN 1039[#]

Dam: NOLP8 KUNUMA P8[SV]

RENNYLEA L454[PV]
G A R PROPHET[SV]
RENNYLEA E5[PV]

KUNUMA J6[#]
KUNUMA G5[SV]
KUNUMA F18[#]

KUNUMA L27[#]
KUNUMA J163[SV]
KUNUMA EVENTUNE H134[#]

February 2023 TransTasman Angus Cattle Evaluation

TACE	Dir	Dtrs	GL	BW	200D	400D	600D	MCW	Milk
EBVs	-1.0	+0.6	-5.2	+4.3	+53	+95	+114	+82	+18
Acc	51%	39%	66%	70%	69%	66%	67%	64%	55%

Scrotal	D t C	CWT	EMA	Rib	Rump	RBY	IMF	NFI-F	Doc
+0.0	-7.0	+67	+10.3	+0.5	+0.3	+0.9	+2.9	+0.23	+17
62%	30%	56%	55%	57%	57%	49%	61%	47%	30%

Selection Indexes

$A	$D	$GN	$GS
$260	$223	$341	$241

Traits Observed: BWT,Genomics

Another easy doing and stylish Kunuma Q110 son. Top 5% for DTC, top 10% for EMA and top 25% for IMF.

Purchaser:..... $:.....

Top 5% | Top 10% | Top 30%

"BRED TOUGH!"

LOT 25 — KUNUMA S63[SV] — HBR

Date of Birth: 26/09/2021 | Mating Type: Natural | Genetic Conditions: AMFU,CAFU,DDFU,NHFU | Animal ID: NOL21S63

Sire: NOLQ98 KUNUMA BEASTY BOY Q98[SV]

BALDRIDGE BEAST MODE B074[PV]
- G A R PROPHET[SV]
- BALDRIDGE ISABEL Y69[#]

KUNUMA L56[#]
- KUNUMA QUIET H13[SV]
- KUNUMA E23[#]

Dam: NOLQ100 KUNUMA Q100[#]

RENNYLEA L454[PV]
- G A R PROPHET[SV]
- RENNYLEA E5[PV]

KUNUMA L141[#]
- KUNUMA H14[SV]
- KUNUMA G77[#]

February 2023 TransTasman Angus Cattle Evaluation

TACE	Dir	Dtrs	GL	BW	200D	400D	600D	MCW	Milk
EBVs	+1.9	+6.6	-7.3	+4.6	+67	+106	+140	+119	+18
Acc	53%	41%	65%	71%	69%	66%	67%	64%	56%

Scrotal	D t C	CWT	EMA	Rib	Rump	RBY	IMF	NFI-F	Doc
+2.3	-4.4	+77	+0.9	+0.3	-0.8	-0.6	+2.4	-0.31	+22
62%	33%	57%	56%	58%	58%	51%	61%	48%	33%

Selection Indexes

$A	$D	$GN	$GS
$216	$173	$294	$196

Traits Observed: BWT,Genomics

Kunuma Q98 son with a moderate frame, easy fleshing and quiet nature. Top 3% for growth and top 14% for GL. Suitable for heifers.

Purchaser:..... $:.....

LOT 26 — KUNUMA S22[PV] — APR

Date of Birth: 03/10/2021 | Mating Type: Natural | Genetic Conditions: AMFU,CAFU,DDFU,NHFU | Animal ID: NOL21S22

Sire: NOLQ110 KUNUMA QUICK Q110[SV]

G A R SCALE HOUSE[PV]
- MCC DAYBREAK[#]
- G A R 5050 NEW DESIGN 1039[#]

KUNUMA J6[#]
- KUNUMA G5[SV]
- KUNUMA F18[#]

Dam: NOLP22 KUNUMA P22[SV]

RENNYLEA L452[PV]
- G A R PROPHET[SV]
- RENNYLEA E5[PV]

KUNUMA F43[#]
- KUNUMA C36[SV]
- KUNUMA C5[#]

February 2023 TransTasman Angus Cattle Evaluation

TACE	Dir	Dtrs	GL	BW	200D	400D	600D	MCW	Milk
EBVs	+1.5	+6.1	-7.6	+2.8	+46	+81	+97	+62	+18
Acc	52%	40%	66%	71%	70%	67%	67%	65%	57%

Scrotal	D t C	CWT	EMA	Rib	Rump	RBY	IMF	NFI-F	Doc
+1.4	-5.4	+57	+5.1	+2.5	+2.8	-0.7	+3.9	+0.44	+19
63%	31%	57%	56%	58%	58%	50%	62%	48%	29%

Selection Indexes

$A	$D	$GN	$GS
$216	$176	$298	$197

Traits Observed: BWT,Genomics

A Kunuma Q110 son with large frame, great structure and easy doing. Top 13% GL, top 25% for BWT, top 6% fats and top 13% for IMF. Suitable for heifers.

Purchaser:..... $:.....

LOT 27 — KUNUMA S36[SV] — APR

Date of Birth: 12/09/2021 | Mating Type: Natural | Genetic Conditions: AM4%,CAFU,DD6%,NHFU | Animal ID: NOL21S36

Sire: NORN542 RENNYLEA N542[PV]

H P C A INTENSITY[#]
- G A R INGENUITY[#]
- G A R PREDESTINED 287L[#]

RENNYLEA EISA ERICA G366[SV]
- TE MANIA AFRICA A217[PV]
- RENNYLEA EISA ERICA X571[#]

Dam: NOLK138 KUNUMA K138[#]

KUNUMA G73[SV]
- LAWSONS INVINCIBLE C402[PV]
- KUNUMA E135[#]

KUNUMA F25[#]
- TUWHARETOA A49[PV]
- KUNUMA A52[#]

February 2023 TransTasman Angus Cattle Evaluation

TACE	Dir	Dtrs	GL	BW	200D	400D	600D	MCW	Milk
EBVs	+8.1	+1.6	-2.5	+1.2	+50	+87	+101	+60	+22
Acc	57%	48%	71%	74%	74%	72%	73%	69%	60%

Scrotal	D t C	CWT	EMA	Rib	Rump	RBY	IMF	NFI-F	Doc
+2.4	-6.3	+58	+6.3	+0.1	+0.4	-0.1	+3.9	+0.32	+24
69%	39%	62%	62%	63%	63%	57%	66%	52%	51%

Selection Indexes

$A	$D	$GN	$GS
$245	$206	$334	$227

Traits Observed: BWT,Genomics

Slick coated, easy doing Rennylea N542 son with a great temperament. Top 7% for BWT, top 14% for milk, top 13% for DTC and top 13% for IMF. Suitable for heifers.

Purchaser:..... $:.....

Top 5% | Top 10% | Top 30%

LOT 28 — KUNUMA S152[SV] — APR

Date of Birth: 30/09/2021 | Mating Type: Natural | Genetic Conditions: AMFU,CAFU,DD20%,NHFU | Animal ID: NOL21S152

Sire: NORN542 RENNYLEA N542[PV]

H P C A INTENSITY[#]
G A R INGENUITY[#]
G A R PREDESTINED 287L[#]
RENNYLEA EISA ERICA G366[SV]
TE MANIA AFRICA A217[PV]
RENNYLEA EISA ERICA X571[#]

Dam: NOLG28 KUNUMA G28[#]

KUNUMA E129[SV]
KUNUMA A027[SV]
KUNUMA A158[#]
KUNUMA E7[#]
LAWSONS DINKY-DI Z191[SV]
KUNUMA C5[#]

February 2023 TransTasman Angus Cattle Evaluation

TACE	Dir	Dtrs	GL	BW	200D	400D	600D	MCW	Milk
EBVs	+0.6	-3.2	-1.4	+4.5	+44	+80	+105	+81	+19
Acc	57%	48%	70%	74%	73%	72%	72%	69%	60%

Scrotal	D t C	CWT	EMA	Rib	Rump	RBY	IMF	NFI-F	Doc
+2.0	-6.1	+52	+5.9	+0.6	+0.5	+0.1	+3.6	+0.49	+21
68%	38%	62%	62%	63%	63%	57%	65%	51%	50%

Selection Indexes

$A	$D	$GN	$GS
$200	$160	$264	$185

Traits Observed: BWT,Genomics

Another Rennylea N542 son with great shape and strong maternal breeding. Top 16% for DTC, top 30% for fats and top 15% for IMF.

Purchaser:..... $:.....

LOT 29 — KUNUMA S30[PV] — APR

Date of Birth: 11/09/2021 | Mating Type: Natural | Genetic Conditions: AM4%,CAFU,DD6%,NHFU | Animal ID: NOL21S30

Sire: NOLQ110 KUNUMA QUICK Q110[SV]

G A R SCALE HOUSE[PV]
MCC DAYBREAK[#]
G A R 5050 NEW DESIGN 1039[#]
KUNUMA J6[#]
KUNUMA G5[SV]
KUNUMA F18[#]

Dam: NOLP20 KUNUMA P20[SV]

RENNYLEA L452[PV]
G A R PROPHET[SV]
RENNYLEA E5[PV]
KUNUMA G52[#]
TUWHARETOA A49[PV]
KUNUMA A52[#]

February 2023 TransTasman Angus Cattle Evaluation

TACE	Dir	Dtrs	GL	BW	200D	400D	600D	MCW	Milk
EBVs	-3.4	-6.6	-3.4	+4.6	+58	+95	+110	+86	+13
Acc	52%	40%	66%	71%	69%	66%	67%	64%	55%

Scrotal	D t C	CWT	EMA	Rib	Rump	RBY	IMF	NFI-F	Doc
+2.5	-5.9	+69	+5.6	+0.9	+0.1	-0.3	+4.0	+0.27	+17
62%	30%	56%	55%	57%	57%	49%	60%	47%	31%

Selection Indexes

$A	$D	$GN	$GS
$221	$187	$308	$202

Traits Observed: BWT,Genomics

A Kunuma Q110 son with a quiet temperament and an easy doing nature. Top 19% for growth, top 16% for DTC and top 10% for IMF.

Purchaser:..... $:.....

LOT 30 — KUNUMA POWERPLAY S56[SV] — APR

Date of Birth: 08/09/2021 | Mating Type: AI | Genetic Conditions: AMFU,CAFU,DDFU,NHFU | Animal ID: NOL21S56

Sire: DXTP613 TEXAS POWERPLAY P613[PV]

AYRVALE HERCULES H9[PV]
AYRVALE BARTEL E7[PV]
LAWSONS INVINCIBLE F338[SV]
TEXAS UNDINE H647[SV]
BANGADANG WESTERN EXPRESS E10[SV]
TEXAS UNDINE Z183[PV]

Dam: NOLQ9 KUNUMA Q9[#]

RENNYLEA L454[PV]
G A R PROPHET[SV]
RENNYLEA E5[PV]
KUNUMA L163[#]
KUNUMA H14[SV]
KUNUMA G29[#]

February 2023 TransTasman Angus Cattle Evaluation

TACE	Dir	Dtrs	GL	BW	200D	400D	600D	MCW	Milk
EBVs	+4.4	+6.9	-6.2	+3.6	+49	+86	+114	+83	+18
Acc	54%	42%	69%	72%	70%	68%	67%	65%	56%

Scrotal	D t C	CWT	EMA	Rib	Rump	RBY	IMF	NFI-F	Doc
+1.0	-3.6	+72	+11.7	+0.5	+0.8	+0.9	+1.8	+0.30	+27
65%	34%	58%	58%	59%	59%	53%	62%	48%	40%

Selection Indexes

$A	$D	$GN	$GS
$222	$177	$293	$204

Traits Observed: BWT,Genomics

An AI conceived Texas Powerplay son. Stands well with extra frame and style. Top 7% for EMA. Suitable for heifers.

Purchaser:..... $:.....

Top 5% | Top 10% | Top 30%

UNDERSTANDING THE TRANSTASMAN ANGUS CATTLE EVALUATION (TACE)

What is the TransTasman Angus Cattle Evaluation?

The TransTasman Angus Cattle Evaluation is the genetic evaluation program adopted by Angus Australia for Angus and Angus influenced beef cattle. The TransTasman Angus Cattle Evaluation uses Best Linear Unbiased Prediction (BLUP) technology to produce Estimated Breeding Values (EBVs) of recorded cattle for a range of important production traits (e.g. weight, carcase, fertility).

The TransTasman Angus Cattle Evaluation is an international genetic evaluation and includes pedigree, performance and genomic information from the Angus Australia and Angus New Zealand databases, along with selected information from the American and Canadian Angus Associations.

The TransTasman Angus Cattle Evaluation utilises a range of genetic evaluation software, including the internationally recognised BLUPF90 family of programs, and BREEDPLAN® beef genetic evaluation analytical software, as developed by the Animal Genetics and Breeding Unit (AGBU), a joint institute of NSW Agriculture and the University of New England, and Meat and Livestock Australia Limited (MLA).

What is an EBV?

An animal's breeding value can be defined as its genetic merit for each trait. While it is not possible to determine an animal's true breeding value, it is possible to estimate it. These estimates of an animal's true breeding value are called EBVs (Estimated Breeding Values).

EBVs are expressed as the difference between an individual animal's genetics and a historical genetic level (i.e. group of animals) within the TACE genetic evaluation, and are reported in the units in which the measurements are taken.

Using EBVs to Compare the Genetics of Two Animals

TACE EBVs can be used to estimate the expected difference in the genetics of two animals, with the expected difference equating to half the difference in the EBVs of the animals, all other things being equal (e.g. they are joined to the same animal/s).

For example, a bull with a 200 Day Growth EBV of +60 would be expected to produce progeny that are, on average, 10 kg heavier at 200 days of age than a bull with a 200 Day Growth EBV of +40 kg (i.e. 20 kg difference between the sire's EBVs, then halved as the sire only contributes half the genetics).

Or similarly, a bull with an IMF EBV of +3.0 would be expected to produce progeny with on average, 1% more intramuscular fat in a 400 kg carcase than a bull with a IMF EBV of +1.0 (i.e. 2% difference between the sire's EBVs, then halved as the sire only contributes half the genetics).

Using EBVs to Benchmark an Animal's Genetics with the Breed

EBVs can also be used to benchmark an animal's genetics relative to the genetics of other Angus or Angus infused animals recorded with Angus Australia.

To benchmark an animal's genetics relative to other Angus animals, an animal's EBV can be compared to the EBV reference tables, which provide:

- the breed average EBV
- the percentile bands table

The current breed average EBV is listed on the bottom of each page in this publication, while the current EBV reference tables are included at the end of these introductory notes. For easy reference, the percentile band in which an animal's EBV ranks is also published in association with the EBV.

Considering Accuracy

An accuracy value is published with each EBV, and is usually displayed as a percentage value immediately below the EBV.

The accuracy value provides an indication of the reliability of the EBV in estimating the animal's genetics (or true breeding value), and is an indication of the amount of information that has been used in the calculation of the EBV.

EBVs with accuracy values below 50% should be considered as preliminary or of low accuracy, 50-74% as of medium accuracy, 75-90% of medium to high accuracy, and 90% or greater as high accuracy.

Description of TACE EBVs

EBVs are calculated for a range of traits within TACE, covering calving ease, growth, fertility, maternal performance, carcase merit, feed efficiency and structural soundness. A description of each EBV included in this publication is provided on the following page.

Calving Ease/Birth	CEDir	%	Genetic differences in the ability of a sire's calves to be born unassisted from 2 year old heifers.	Higher EBVs indicate fewer calving difficulties in 2 year old heifers.
	CEDtrs	%	Genetic differences in the ability of a sire's daughters to calve unassisted at 2 years of age.	Higher EBVs indicate fewer calving difficulties in 2 year old heifers.
	GL	days	Genetic differences between animals in the length of time from the date of conception to the birth of the calf.	Lower EBVs indicate shorter gestation length.
	BW	kg	Genetic differences between animals in calf weight at birth.	Lower EBVs indicate lighter birth weight.
Growth	200 Day	kg	Genetic differences between animals in live weight at 200 days of age due to genetics for growth.	Higher EBVs indicate heavier live weight.
	400 Day	kg	Genetic differences between animals in live weight at 400 days of age.	Higher EBVs indicate heavier live weight.
	600 Day	kg	Genetic differences between animals in live weight at 600 days of age.	Higher EBVs indicate heavier live weight.
	MCW	kg	Genetic differences between animals in live weight of cows at 5 years of age.	Higher EBVs indicate heavier mature weight.
	Milk	kg	Genetic differences between animals in live weight at 200 days of age due to the maternal contribution of its dam.	Higher EBVs indicate heavier live weight.
Fertility	DtC	days	Genetic differences between animals in the time from the start of the joining period (i.e. when the female is introduced to a bull) until subsequent calving.	Lower EBVs indicate shorter time to calving.
	SS	cm	Genetic differences between animals in scrotal circumference at 400 days of age.	Higher EBVs indicate larger scrotal circumference.
Carcase	CWT	kg	Genetic differences between animals in hot standard carcase weight at 750 days of age.	Higher EBVs indicate heavier carcase weight.
	EMA	cm^2	Genetic differences between animals in eye muscle area at the 12/13th rib site in a 400 kg carcase.	Higher EBVs indicate larger eye muscle area.
	Rib Fat	mm	Genetic differences between animals in fat depth at the 12/13th rib site in a 400 kg carcase.	Higher EBVs indicate more fat.
	P8 Fat	mm	Genetic differences between animals in fat depth at the P8 rump site in a 400 kg carcase.	Higher EBVs indicate more fat.
	RBY	%	Genetic differences between animals in boned out saleable meat from a 400 kg carcase.	Higher EBVs indicate higher yield.
	IMF	%	Genetic differences between animals in intramuscular fat (marbling) at the 12/13th rib site in a 400 kg carcase.	Higher EBVs indicate more intramuscular fat.
Feed/ Temp.	NFI-F	kg/ day	Genetic differences between animals in feed intake at a standard weight and rate of weight gain when animals are in a feedlot finishing phase.	Lower EBVs indicate more feed efficiency.
	Doc	%	Genetic differences between animals in temperament.	Higher EBVs indicate better temperament.
Structure	Claw Set	score	Genetic differences in claw set structure (shape and evenness of claws).	Lower EBVs indicate a lower score.
	Foot Angle	score	Genetic differences in foot angle (strength of pastern, depth of heel).	Lower EBVs indicate a lower score.
	Leg Angle	score	Genetic differences in rear leg structure when viewed from the side (angle at front of the hock).	Lower EBVs indicate a lower score.
Selection Index	$A	$	Genetic differences between animals in net profitability per cow joined in a typical commercial self replacing herd using Angus bulls. This selection index is not specific to a particular market end-point, but identifies animals that will improve overall net profitability in the majority of commercial, self replacing, grass and grain finishing beef production systems.	Higher selection indexes indicate greater profitability.
	$A-L	$	Genetic differences between animals in net profitability per cow joined in a typical commercial self replacing herd using Angus bulls. This selection index is not specific to a particular market end-point, but identifies animals that will improve overall net profitability in the majority of commercial, self replacing, grass and grain finishing beef production systems. The $A-L index is similar to the $A index but is modelled on a production system where feed is surplus to requirements for the majority of the year, or the cost of supplying additional feed when animal feed requirements increase is low. While the $A aims to maintain mature cow weight, the $A-L does not aim to limit the increase in mature cow weight as there is minimal cost incurred if the feed maintenance requirements of the female breeding herd increase as a result of selection decisions.	Higher selection indexes indicate greater profitability.

Selection Indexes	**$D**	$	Genetic differences between animals in net profitability per cow joined in a commercial self replacing herd targeting the domestic supermarket trade. Steers are either finished using pasture, pasture supplemented by grain, or grain (e.g. 50 -70 days) with steers assumed to be slaughtered at 510kg live weight (280kg carcase weight with 12mm P8 fat depth) at 16 months of age.	Higher selection indexes indicate greater profitability.
	$D-L	$	Genetic differences between animals in net profitability per cow joined in a commercial self replacing herd targeting the domestic supermarket trade. Steers are either finished using pasture, pasture supplemented by grain, or grain (e.g. 50 -70 days) with steers assumed to be slaughtered at 510kg live weight (280kg carcase weight with 12mm P8 fat depth) at 16 months of age. The $D-L index is similar to the $D index but is modelled on a production system where feed is surplus to requirements for the majority of the year, or the cost of supplying additional feed when animal feed requirements increase is low. While the $D aims to maintain mature cow weight, the $D-L does not aim to limit the increase in mature cow weight as there is minimal cost incurred if the feed maintenance requirements of the female breeding herd increase as a result of selection decisions.	Higher selection indexes indicate greater profitability.
	$GN	$	Genetic differences between animals in net profitability per cow joined in a commercial self replacing herd targeting pasture grown steers with a 250 day feedlot finishing period for the grain fed high quality, highly marbled markets. Steers are assumed to be slaughtered at 800 kg live weight (455 kg carcase weight with 30 mm P8 fat depth) at 24 months of age, with a significant premium for steers that exhibit superior marbling.	Higher selection indexes indicate greater profitability.
	$GN-L	$	Genetic differences between animals in net profitability per cow joined in a commercial self replacing herd targeting pasture grown steers with a 250 day feedlot finishing period for the grain fed high quality, highly marbled markets. Steers are assumed to be slaughtered at 800 kg live weight (455 kg carcase weight with 30 mm P8 fat depth) at 24 months of age, with a significant premium for steers that exhibit superior marbling. The $GN-L index is similar to the $GN index but is modelled on a production system where feed is surplus to requirements for the majority of the year, or the cost of supplying additional feed when animal feed requirements increase is low. While the $GN aims to maintain mature cow weight, the $GN-L does not aim to limit the increase in mature cow weight as there is minimal cost incurred if the feed maintenance requirements of the female breeding herd increase as a result of selection decisions.	Higher selection indexes indicate greater profitability.
	$GS	$	Genetic differences between animals in net profitability per cow joined in a commercial self replacing herd targeting pasture finished steers. Steers are assumed to be slaughtered at 650 kg live weight (350 kg carcase weight with 12 mm P8 fat depth) at 22 months of age. Emphasis has been placed on eating quality and tenderness to favour animals that are suited to MSA requirements.	Higher selection indexes indicate greater profitability.
	$GS-L	$	Genetic differences between animals in net profitability per cow joined in a commercial self replacing herd targeting pasture finished steers. Steers are assumed to be slaughtered at 650 kg live weight (350 kg carcase weight with 12 mm P8 fat depth) at 22 months of age. Emphasis has been placed on eating quality and tenderness to favour animals that are suited to MSA requirements. The $GS-L index is similar to the $GS index but is modelled on a production system where feed is surplus to requirements for the majority of the year, or the cost of supplying additional feed when animal feed requirements increase is low. While the $GS aims to maintain mature cow weight, the $GS-L does not aim to limit the increase in mature cow weight as there is minimal cost incurred if the feed maintenance requirements of the female breeding herd increase as a result of selection decisions.	Higher selection indexes indicate greater profitability.
	$PRO	$	Genetic differences between animals in net profitability per cow joined in a commercial self replacing herd based in New Zealand that targets the production of grass finished steers for the AngusPure programme. Steers are assumed marketed at approximately 530 kg live weight (290 kg carcase weight with 10 mm P8 fat depth) at 20 months of age, with a significant premium for steers that exhibit superior marbling.	Higher selection indexes indicate greater profitability.
	$T	$	Genetic difference between animals in net profitability per cow joined in a situation where Angus bulls are being used as a terminal sire over mature breeding females and all progeny, both male and female, are slaughtered. The Angus Terminal Sire Index focusses on increasing growth, carcase yield and eating quality. Daughters are not retained for breeding and therefore no emphasis is given to female fertility or maternal traits.	Higher selection indexes indicate greater profitability.

Reference Sire — KUNUMA BEASTY BOY Q98[SV] — HBR

Date of Birth: 12/09/2019 | Mating Type: AI | Genetic Conditions: AM1%,CAFU,DDFU,NHFU | Animal ID: NOLQ98

Sire: USA17960722 BALDRIDGE BEAST MODE B074[PV]

G A R PROPHET[SV]
C R A BEXTOR 872 5205 608[#]
G A R OBJECTIVE 1885[#]

BALDRIDGE ISABEL Y69[#]
STYLES UPGRADE J59[#]
BALDRIDGE ISABEL T935[#]

Dam: NOLL56 KUNUMA L56[#]

KUNUMA QUIET H13[SV]
BT RIGHT TIME 24J[#]
KUNUMA E4[#]

KUNUMA E23[#]
KUNUMA A027[SV]
KUNUMA B24[#]

February 2023 TransTasman Angus Cattle Evaluation

TACE	Dir	Dtrs	GL	BW	200D	400D	600D	MCW	Milk
EBVs	+4.4	+6.7	-6.4	+2.9	+64	+92	+124	+104	+15
Acc	67%	54%	70%	84%	76%	74%	75%	73%	65%

Scrotal	D t C	CWT	EMA	Rib	Rump	RBY	IMF	NFI-F	Doc
+2.6	-4.1	+68	+2.0	-0.4	-1.2	-0.2	+1.4	-0.19	+25
68%	43%	66%	63%	65%	65%	60%	67%	55%	52%

Selection Indexes

$A	$D	$GN	$GS
$202	$159	$272	$179

Traits Observed: BWT,Genomics

Statistics: Number of Herds: 1, Prog Analysed: 19, Genomic Prog: 11

Reference Sire — KUNUMA PAUL P19[SV] — APR

Date of Birth: 24/09/2018 | Mating Type: Natural | Genetic Conditions: AMFU,CA13%,DDF,NHFU | Animal ID: NOLP19

Sire: NOLM22 KUNUMA MITCH M22[SV]

PA FULL POWER 1208[PV]
PA POWER TOOL 9108[SV]
PINE VIEW SQR RITA W091[#]

KUNUMA K133[#]
KUNUMA G73[SV]
KUNUMA F16[#]

Dam: NOLE1 KUNUMA E1[#]

LAWSONS DINKY-DI Z191[SV]
BON VIEW NEW DESIGN 1407[#]
G A R PRECISION 1900[#]

KUNUMA C89[#]
KAROO W109 DIRECTION Z181[SV]
KUNUMA A163[#]

February 2023 TransTasman Angus Cattle Evaluation

TACE	Dir	Dtrs	GL	BW	200D	400D	600D	MCW	Milk
EBVs	+4.8	+1.6	-8.2	+4.3	+51	+88	+110	+82	+9
Acc	62%	47%	68%	85%	75%	71%	73%	71%	61%

Scrotal	D t C	CWT	EMA	Rib	Rump	RBY	IMF	NFI-F	Doc
+1.6	-5.9	+62	+8.1	+1.0	+1.0	+0.4	+2.5	+0.23	+17
65%	38%	63%	59%	61%	62%	54%	64%	52%	39%

Selection Indexes

$A	$D	$GN	$GS
$236	$198	$306	$219

Traits Observed: BWT,Genomics

Statistics: Number of Herds: 1, Prog Analysed: 21, Genomic Prog: 16

Reference Sire — KUNUMA QUICK Q110[SV] — HBR

Date of Birth: 10/09/2019 | Mating Type: AI | Genetic Conditions: AM1%,CAFU,DDFU,NHFU | Animal ID: NOLQ110

Sire: USA17354047 G A R SCALE HOUSE[PV]

MCC DAYBREAK[#]
BOYD NEW DAY 8005[#]
MCC MISS FOCUS 134[#]

G A R 5050 NEW DESIGN 1039[#]
G A R NEW DESIGN 5050[#]
G A R OBJECTIVE 2345[#]

Dam: NOLJ6 KUNUMA J6[#]

KUNUMA G5[SV]
LAWSONS INVINCIBLE C402[PV]
KUNUMA E97[#]

KUNUMA F18[#]
KUNUMA C36[SV]
KUNUMA B36[#]

February 2023 TransTasman Angus Cattle Evaluation

TACE	Dir	Dtrs	GL	BW	200D	400D	600D	MCW	Milk
EBVs	-2.9	-4.0	-5.2	+4.5	+62	+105	+122	+96	+18
Acc	63%	45%	70%	88%	76%	73%	75%	72%	61%

Scrotal	D t C	CWT	EMA	Rib	Rump	RBY	IMF	NFI-F	Doc
+2.3	-6.2	+82	+8.6	-2.5	-2.8	+1.2	+1.9	-0.04	+17
67%	34%	63%	59%	62%	61%	55%	64%	51%	45%

Selection Indexes

$A	$D	$GN	$GS
$243	$216	$319	$221

Traits Observed: BWT,Genomics

Statistics: Number of Herds: 1, Prog Analysed: 27, Genomic Prog: 16

Top 5% | Top 10% | Top 30%

"BRED TOUGH!"

Reference Sire — RENNYLEA N542[PV] — HBR

Date of Birth: 14/08/2017 | Mating Type: AI | Genetic Conditions: AMFU,CAFU,DDF,NHFU | Animal ID: NORN542

Sire: USA17366506 H P C A INTENSITY[#]

- G A R INGENUITY[#]
  - G A R NEW DESIGN 5050[#]
  - G A R OBJECTIVE 1067[#]
- G A R PREDESTINED 287L[#]
  - G A R PREDESTINED[#]
  - G A R OBJECTIVE 1885[#]

Dam: NORG366 RENNYLEA EISA ERICA G366[SV]

- TE MANIA AFRICA A217[PV]
  - TE MANIA ULONG U41[SV]
  - TE MANIA JEDDA Y32[SV]
- RENNYLEA EISA ERICA X571[#]
  - C A FUTURE DIRECTION 5321[#]
  - RENNYLEA EISA ERICA U233[#]

February 2023 TransTasman Angus Cattle Evaluation

TACE	Dir	Dtrs	GL	BW	200D	400D	600D	MCW	Milk
EBVs	+5.9	+2.7	-3.2	+2.2	+53	+100	+126	+90	+30
Acc	78%	67%	98%	98%	95%	95%	95%	88%	75%

Scrotal	D t C	CWT	EMA	Rib	Rump	RBY	IMF	NFI-F	Doc
+2.4	-5.9	+69	+11.1	-1.6	-1.2	+0.4	+4.3	+0.41	+27
95%	58%	81%	83%	82%	82%	78%	82%	66%	93%

Selection Indexes

$A	$D	$GN	$GS
$260	$212	$353	$247

Traits Observed: GL,BWT,200WT,400WT,600WT,SC, Scan(EMA,Rib,Rump,IMF),DOC,Genomics

Statistics: Number of Herds: 6, Prog Analysed: 373, Genomic Prog: 301

Reference Sire — RENNYLEA Q538[PV] — HBR

Date of Birth: 27/07/2019 | Mating Type: ET | Genetic Conditions: AMFU,CAFU,DDFU,NHFU | Animal ID: NORQ538

Sire: NZE16932011465 TE MANIA 11 465[SV]

- TUWHARETOA REGENT D145[PV]
  - TE MANIA AMBASSADOR A134[SV]
  - LAWSONS HENRY VIII Y5[SV]
- TE MANIA 05 019[#]
  - TE MANIA UNLIMITED U3271[#]
  - TE MANIA 03 116[#]

Dam: NORH414 RENNYLEA H414[SV]

- TE MANIA BERKLEY B1[PV]
  - TE MANIA YORKSHIRE Y437[PV]
  - TE MANIA LOWAN Z53[#]
- RENNYLEA C310[#]
  - TE MANIA UNLIMITED U3271[#]
  - RENNYLEA Z369[#]

February 2023 TransTasman Angus Cattle Evaluation

TACE	Dir	Dtrs	GL	BW	200D	400D	600D	MCW	Milk
EBVs	+4.8	+3.1	-7.7	+4.4	+52	+90	+120	+131	+15
Acc	71%	62%	76%	88%	80%	78%	79%	78%	72%

Scrotal	D t C	CWT	EMA	Rib	Rump	RBY	IMF	NFI-F	Doc
+2.3	-5.7	+64	+4.4	+1.0	-1.3	-0.1	+4.5	+0.37	+22
78%	52%	71%	69%	71%	71%	66%	71%	61%	67%

Selection Indexes

$A	$D	$GN	$GS
$201	$159	$269	$185

Traits Observed: BWT,200WT,400WT,SC, Scan(EMA,Rib,Rump,IMF),DOC,Genomics

Statistics: Number of Herds: 1, Prog Analysed: 31, Genomic Prog: 19

Reference Sire — TEXAS POWERPLAY P613[PV] — HBR

Date of Birth: 06/07/2018 | Mating Type: ET | Genetic Conditions: AMF,CAF,DDF,NHF,DWF,MAF,MHF,OHF,OSF,RGF | Animal ID: DXTP613

Sire: HIOH9 AYRVALE HERCULES H9[PV]

- AYRVALE BARTEL E7[PV]
  - TE MANIA BARTEL B219[PV]
  - EAGLEHAWK JEDDA B32[SV]
- LAWSONS INVINCIBLE F338[SV]
  - LAWSONS INVINCIBLE C402[PV]
  - LAWSONS TOTAL D1152[#]

Dam: DXTH647 TEXAS UNDINE H647[SV]

- BANGADANG WESTERN EXPRESS E10[SV]
  - COONAMBLE Z3[PV]
  - BANGADANG WILCOOLA Y7[#]
- TEXAS UNDINE Z183[PV]
  - BUSHS GRAND DESIGN[#]
  - TEXAS UNDINE X221[#]

February 2023 TransTasman Angus Cattle Evaluation

TACE	Dir	Dtrs	GL	BW	200D	400D	600D	MCW	Milk
EBVs	+10.1	+9.3	-7.8	+0.1	+47	+86	+132	+101	+18
Acc	74%	59%	97%	97%	92%	92%	86%	82%	72%

Scrotal	D t C	CWT	EMA	Rib	Rump	RBY	IMF	NFI-F	Doc
+0.6	-3.1	+83	+9.3	+2.5	+3.9	+0.0	+2.4	+0.44	+33
89%	52%	77%	78%	79%	78%	74%	78%	63%	70%

Selection Indexes

$A	$D	$GN	$GS
$213	$149	$286	$201

Traits Observed: BWT,200WT,400WT,600WT,SC, Scan(EMA,Rib,Rump,IMF),DOC,Genomics

Statistics: Number of Herds: 24, Prog Analysed: 293, Genomic Prog: 114

Top 5% | Top 10% | Top 30%

VTM1095 was the top priced bull we bought in conjunction with Rennylea Angus and Landfall Angus from Te Mania Angus in their 2022 March sale. We are really excited to see how he blends with our cattle. Keep an eye out for his progeny in our future sales.

NORN542, a bull we purchased back in 2020 and a bull we think very highly of! 542 has been making a fair few waves in the seed stock industry lately with a son of his selling for 90k at Alpine Angus' recent bull sale, and sons selling extremely well at Rennylea. We have 6 sons selling in our March sale, make sure you don't miss them!

BRED TOUGH AT THE
TOP OF AUSTRALIA

KUNUMA
ANGUS STUD
SNOWY MOUNTAINS

Mitch Lynch: 0487 648 227
Dean Lynch: 0419 295 954

www.kunuma.com